

An Official Newsletter of
**BALAJI
HERALD**

Editor-in-Chief

Dr. J.Thanka

Director of Pathology

Associate Editor

Dr. G.S. Prabudoss

Design and Layout - Charles Paul

Members

Dr. R. Archana

Dr. S. Vasanth

Dr. K. Vindhiya

Dr. Aishwarya J Ramalingam

Dr. N. Anuradha

Dr. G. Vishnu Priya

Dr. Subramanya Gandhi

Dr. R. Rahe

Dr. C. Hamsini



An Official Newsletter of
Sree Balaji Medical College and Hospital
Chrompet, Chennai, Tamil Nadu, India



BALAJI HERALD

(A News letter of)

Sree Balaji Medical College and Hospital

Chrompet, Chennai, Tamil Nadu, India



Oct to Dec 2022

Vol 09

Issue no 4

Chief Patron

Dr. S. Jagathrakshagan
Chairman

Patrons

Dr. J. Srinisha
Managing Trustee

Er. N. Elamaran
Managing Director



Dr.S.Jagathrakshagan, Chairman & Dr.J.Srinisha, Chairperson, Issued the cards to the beneficiaries

Chief Advisor

Dr. W.M.S. Johnson
Dean

Advisory Board

Dr. K. Vijaya Bhaskar Raju
Vice Chancellor

Dr. S. Bhumathan
Registrar

Dr. R. Veerabahu
Advisor

Dr. P. Sasikumar
Medial Superintendent

Dr. M.R. Renuka Devi
Vice Principal

Dr. D. Manoharan
Deputy Medial Superintendent



Content

International Conference | National Conference
Workshop | Appointments | Publications | Awards | Patents



Breast Cancer Awareness Programm

Department of General Surgery organised a programm on Breast Cancer on 01.10.2022. October is Breast Cancer Awareness Month, an annual campaign to raise awareness about the impact of breast cancer. Breast cancer awareness is a movement that aims to increase



awareness and reduce the stigma linked to the symptoms and treatment of breast cancer. Breast cancer is the most common cancer among American women. Mammograms are the best way to find breast cancer early, when it is easier to treat and before it is big enough to



feel or cause symptoms.

BALRAD-2022 - International conference

Department of radiodiagnosis & Medical Education Unit organized a International conference on From Conventional Radiology To Artificial Intelligence – An Update From UK. On 08.10.2022. Dr. Santhosh Vijayaragavan, MD, FRCR, ESMINT Diploma, Consultant Radiologist Worcestershire Royal Hospital UK. Topic: Discrepancies in Radiology with case



Examples. Errors and discrepancies may cause direct or indirect, permanent, or temporary harmful effects because of a false, missed, or delayed diagnosis, or may not result in any harm if clinically insignificant, or feedback is received from clinicians or other radiologists.

Dr Manickam Subramanian, MD, DNB, FRCR. Consultant Diagnostic Radiologist, Khoo

Teck Puat Hospital, Singapore. Topic: Radiology Events and Learning Dr Ramanivas Sundareyan, MD, PDCC, FRCR, EBIR. Consultant hepatobiliary & Interventional Radiologist, Queen Elizabeth Hospital, University Hospitals Birmingham NHS Trust, Birmingham, UK. Topic: Recent Advances including AI in Radiology in the UK.



Symposium-Epidemics and Pandemics in India-Through history

Department of Community Medicine organized a Symposium On“Epidemic and Pandemics Throughout History” on 10.10.2022. The symposium presented by Dr. Shirley and Dr. Subashini, various epidemics and control measures were explained in detail by Dr. Subashini. She also detailed about the investigations and treatment modalities adopted. The second part was combined by Dr. Shirley Esther Pricilla in which she explained about the pandemics that has ever occurred. She also briefed about preventive measures and various person protective equipment used in different pandemic seasons. At the end of the symposium Dr. R. Shirley Esther Pricilla and Dr. V. Subashini clarified the doubts which postgraduates asked. Staffs also asked questions related to topic which was answered by the speakers.



Symposium on Allergic Rhinitis

Department of ENT Conducted A Symposium on The Topic Allergic Rhinitis on 10th October 2022. Speaker: Prof Dr M K Rajasekar Professor And Head Of Department . It Was A Knowledgeable Session And Was More Highlited On The Recent Trends In Management Of Allergic Rhinitis. Allergic rhinitis is inflammation of the inside of the nose caused by an allergen, such as pollen, dust, mould, or flakes of skin from certain animals. It's a very common condition, estimated to affect around one in every five people in the UK.



National Conference on Leprosy

Department of DVL organized a National Conference on Leprosy on the occasion of 2nd Annual Dermatology Inter Collegiate Meet Our National Conference on Leprosy. THE



KNOWN AND UNKNOWN.on 14.10.2022. Topic & Speaker: Grey areas in Leprosy: Throwing light on the overlooked corners-Dr. K. Manoharan, Reactions vs Relapse vs Resistance: Breaking down the differences -Dr. PVS Prasad, Hansen’s disease in special situations: Overcoming common day to day challenges- Dr. A.J.S. Pravin, Recent advances in leprosy: Addressing Newer diagnostic, therapeutic & preventive modalities- Dr. S. Murugan.

Guest Lecture on Management Of Urticaria In Children



Department of Pediatrics organized a Guest Lecture on Management of Urticaria In Children on 14.10.2022. Childhood urticaria management is currently suggested to be the same as in adults. The best treatment is for your child to stay away from known triggers. If the hives were caused by a medicine, your child should strictly stay away from that medicine. Your child's healthcare provider may also prescribe: Antihistamines, such as diphenhydramine or hydroxyzine.

National Conference & Workshop

Department of Orthopaedic organized a National Conference & Workshop on National Basic Ilizarov on 14 & 15 oct 2022. Speakers: Prof. Dr. P.N. Vasudevan OASIS 2020 - Vice President Head & Senior Consultant. Thangam Hospital, Palakkad, Prof. Dr. Manish Dhawan ASAMI INDIA - Past President Senior Professor & Consultant, Sri Ganga Ram Hospital. New Delhi. Prof. Dr. Harshad M Shah ASAMI INDIA - Past President Senior Professor & Consultant, Ramaiah Medical College. Bengaluru. Dr. R.H. Govardhan Emeritus Professor, Founder - Director, Vasanthi Orthopaedic Hospital, Chennai.



The Magic of Ilizarov is indeed something that has to be experienced. Trans osseus osteosynthesis is the art of making bone. Ilizarov methodology is the magic system, that achieves this. Though immensely popular in the past, Ilizarov applications are now on a decline, because of multitude of reasons. The need for conducting proper Ilizarov workshops, has been increasingly apparent in the present times.



Spirometry Workshop

Department of Respiratory Medicine conducted spirometry workshop on 18.10.2022. Spirometry is the most common of the pulmonary function tests, measuring lung function

specifically the amount or flow of air that can be inhaled and exhaled. Spirometry is an important tool used for assessing conditions such as asthma, COPD and pulmonary fibrosis. Unlike other tests, spirometry is the test which is entirely dependent on patient effort. Therefore, a good quality spirometry report depends on good test procedure which in turn is dependent on a well-trained spirometry technician, who should be well versed with the ATS/ERS guidelines. In reality most, spirometry are done by untrained, non-technical personnel without proper theoretical or practical knowledge and no hands-on training. This results in suboptimal efforts which could lead to wrong diagnosis.



Workshop on Postpartum Hemorrhage

Department of OBG conducted Postpartum Hemorrhage workshop on 19.10.2022. The workshop was conducted for MBBS undergraduate students from SBMCH & other colleges. The workshop was divided into 5 stations – 1. Copper T – the instructing team consisted of Dr. Logeswari (Assistant Professor), Dr.Pavithra & Dr.Vatsala (post graduates). The participants were made to demonstrate the insertion & removal of Copper T. They were also explained about the precautions, complications and uses of Copper T. 2. Cervical smear – the





instructing team consisted of Dr. Veena (Senior Resident), Dr. Ayushi & Dr. Vatsala (Post Graduates). The participants were made to demonstrate the procedure of taking a cervical smear. They were also explained about the importance of cervical smear. 3. Episiotomy - the instructing team consisted of Dr. Kavya (Assistant Professor), Dr. Rashmi & Dr. Ruchika (Post Graduates). The participants were taught about episiotomy, the steps, complications and precautions to be taken. They were also made to learn episiotomy suturing on a mannequin. 4. Postpartum hemorrhage - the instructing team consisted of Dr. Niranjani (Assistant Professor), Dr. Shirini & Dr. Madhvi (Post Graduates). The participants were taught the diagnosis and steps in the management of postpartum hemorrhage. 5. Eclampsia - the instructing team consisted of Dr. Anukriti (Assistant Professor), Dr. Navyata & Dr. Minupriya (Post Graduates). The participants were taught diagnosis and steps in the management of eclampsia.

Workshop on Biomedical Waste Management - Infection Prevention Week 2022

Department of Microbiology & MEU conducted a Workshop on Biomedical Waste Management - Infection Prevention Week on 21.10. 2022. Speaker: 1. Dr. Chitralkha Saikumar, HOD, Dept of Microbiology, 2. Dr. Bindhu. D, Associate Professor of Microbiology. Head of the department, Dr. Chitralkha Saikumar madam discussed and enlightened the audience about the importance of Biomedical waste management. Hands on training was given to the participants of the workshop on Segregation and disposal of Biomedical waste by Dr. Bindhu. The participants made posters and models on Biomedical waste management.



Guest Lecture on Overview of Breast Cancer

Department of General Surgery organized a Guest Lecture on Overview of Breast Cancer on 28.10.2022. Guest Speaker: Dr. Ravishankar, M.S., DNB (ONCO SURGERY) Senior Consultant Apollo Cancer Institute, Teynampet and SIMS Hospital, Vadapalani. Doctors know that breast cancer occurs when some breast cells begin to grow abnormally.

These cells divide more rapidly than healthy cells do and continue to accumulate, forming a lump or mass. Cells may spread (metastasize) through your breast to your lymph nodes or to other parts of your body. Mammography is the most common screening test for breast cancer. Cancer begins when healthy cells in the breast change and grow out of control, forming a



mass or sheet of cells called a tumor. Magnetic resonance imaging (MRI) may be used to screen women who have a high risk of breast cancer. Whether a woman should be screened for breast cancer and the screening test to use depends on certain factors.

Extension & Outreach Activities

Voluntary Blood Donation Awareness Camp, In RHTC, Padappai on 1/10/2022



To create awareness to the general public on Voluntary Blood donation Blood transfusion is an indispensable component of health care. Still many patients die or suffer unnecessarily because they do not have access to safe blood transfusion. In many developing and transitional countries there is a widespread shortfall between blood requirements and blood supplies. A voluntary blood donor gives blood, plasma or cellular components of his or her own free will and receives no payment. The countries with the highest levels of blood donation are Austria (66%), France (52%), Greece and the Republic of Cyprus (51%).

General Hygiene Awareness Camp, In Vanchuvancheri on 17/10/2022

The objective is to create health awareness for general hygiene. The school students from 1st to 5th std belonging to Govt, Primary school, Vanchuvancheri, were visited for a health awareness camp. Health awareness regarding Personal hygiene was delivered by the Postgraduates. According to the World Health Organization (WHO), hygiene refers to



“conditions and practices that help to maintain health and prevent spread of diseases”. Even in our contemporary society, good hygiene practices continue to be the primary disease-prevention strategy. As described earlier, hygiene is one of the silent victories of public health. A good hygiene must involve maintaining good oral health, hand washing habits after defecation and before and after meals, face washing, cutting finger nails and bathing. Menstrual hygiene takes supreme importance among personal hygiene habits of females.

Maintaining hygiene is necessary for many reasons-personal, social, health and psychological and keeping good standard of hygiene helps to prevent the development and spread of infections, illnesses and bad odours.

[Free Medical Camp](#) at Karanithemgal, on 15/10/22

Screening for diabetes and hypertension were done. Diabetes was screened by CBG and advised respectively. BP was recorded using BP apparatus, height and weight-BMI calculated and advised for regular follow up. Dietary advice was given for diabetes & hypertensive patients. Awareness on personal hygiene, COVID-19, Diabetes and Hypertension, Lifestyle



modification, advised to diabetic and hypertension patients, low salt diet, diabetic diet, regular walking for 45 mins/day, avoid junk foods and oil rich foods. Food high in fibre content were discussed about and public urged to consume such food for better health.

[Free Medical Check-Up and Health Awareness Camp](#) Among School Children at UHTC, Anakaputhur on 21-10-2022. The health awareness on self-hygiene was given to the school



children at Panchayat union primary school, Anakaputhur. All the participants were given advice with respect to hand hygiene, foot care (avoid bare foot walking) and deworming. School children were explained regarding the importance of wearing masks, maintaining social distance in the public places and measures to taken during the pandemic situation.

Free Medical Camp Conducted by Department of Community Medicine UHTC Anakapuhur on 27-10-2022 At Moovendar Nagar. The participants were screened for diabetes by



recording CBG and hypertension. All the participants were advised for regular health check-up and diabetes patients were also advised for regular follow-up. All the participants who were found to have diabetes and hypertension were given appropriate treatment and dietary advice with respect to diabetes and hypertension.

Guest Lecture - Structured Literature Searching for Research, Theses & Publications and for Practice.

Department of Orthopaedic & Medical Education Unit conducted Guest Lecture - Structured Literature Searching for Research, Theses & Publications and for Practice on 02.11.2022. Speaker; Mrs. Vasumathi Sriganesh, Founder – QMed Knowledge Foundation, Mumbai. Literature search is a systematic and well-organised search from the already published data to



identify a breadth of good quality references on a specific topic.

Workshop on The Hydrafacial, Diode Laser And Chemical Peels.

Department of DVL conducted a Workshop on The Hydrafacial, Diode Laser and Chemical Peels “. LIVE WORKSHOP on 03.11.2022. A live demonstration of Hydrafacial, Mach Diode Laser and Mesoestetic Peels. The different types of peels and their indications along with the steps of applicaton and removal were taught extensively. The mach diode laser was demonstrated long with the technique of usage. The hydrafacial demonstration was shown to



use along with their different attachments for various indications.

2nd International Conference & 3rd TN-IAPSMCON-2022

Department of Community Medicine organised a 2nd International Conference & 3rd TN-IAPSMCON-2022 On 03.11. 2022.Theme: Holistic Approach Towards Child and Adolescent Health Workshop On “Competency Based Medical



Education”. Topic & Speakers: CBME Introduction to Newer Elements for UG and PG Curriculum Dr. Pankaj B. Shah Professor and head, Dept of Community Medicine, SRMC & RI, SRIHER, Chennai. Skills of Counselling with special emphasis for nutrition for better health care (Online) Dr. Zeeshan Ali, Physicians Committee, USA. Dr. Subodh S Gupta, Professor & Head, Department of Community Medicine, MGIMS, Wardha Lesson Plan Concepts and Practice (Physical) Dr. BWC Sathiyasekaran Dean Research, Balaji Medical College & Hospital Skill sets for implementation of Various Govt Programs (Physical) Dr. Priya, Professor, Dept of Community Medicine, MMC, Chennai. Demonstration of PG Pedagogy Exam (Physical) Dr. Pankaj B. Shah Professor and head, Dept of Community Medicine, SRMC & RI, SRIHER, Chennai. Self Directed learning and its implementation

(online) Dr. Animesh Jain, Professor, Community Medicine, Dy. Coordinator, Medical Education Unit, KMC, Mangalore (MAHE, Manipal) Dr. Hemangini Shah, Assistant Professor, Community Medicine, Member Secretary, Medical Education Cell, Goa Medical



College, Goa. Elective and its implementation (Online) Dr. Dinesh Kumar, Professor, Community Medicine, Pramukhswami Medical College, Karamsad, Gujarat. Dr. Himashree Bhattacharyya, Associate Professor, Dept of Community and Family Medicine. AIIMS Guwahati. Skill training, and its implementation including certifying skills (Online) Dr. Manjunath Nagaraja, Associate Professor, Community Medicine, Mysore Medical College & Research Institute, Mysore, Dr. Praveen Kulkarni, Associate Professor, Community Medicine, JSS Medical College, Mysuru, Karnataka, Internship- Compulsory Rotating Medical Internship Regulations 2021 (Online) Dr. Amir Maroof Khan, Professor, Community Medicine, Coordinator, Medical Education Unit, UCMS and GTB



Hospital, New Delhi. Dr. Somdatta Patra, Professor, Community Medicine, University College of Medical Sciences, New Delhi. Special Tips for PGs (Physical) Dr. Timsi, Professor, Dept of Community Medicine, Balaji Medical College, Chennai.

National Symposium - Good Health Publication Practice

Internal Quality Assurance Cell has conducted a National Symposium - Good Health Publication Practice on 05.11.2022. Speakers & Topics: Dr. N. Anuradha- Hurdies & Challenges in Publishing. Dr. Sumit Narula -Identifying fake & predatory journals. Dr. Shankar- Do's and Don'ts in Publication.



Chennai Chest Premier League - 2022



Dept. of Respiratory Medicine & Dr. Rela Institute & Medical Centre organised an International Conference on Interventional Pulmonology on 05 & 06.11.2022. Topics & Speakers: Introduction to Medical Thoracoscopy- Dr.Soumitra Sinha Roy. Thoracic Ultrasound - A Pulmonologist's need of the hour- Dr.Richa Gupta, Medical

Thoracoscopy Where to place in new BTS guidelines- Dr.Mohammed Munavvar. Live case demonstrations Medical Thoracoscopy- Dr.Mohammed Munavvar Dr A Suresh. Indwelling Pleural Catheter (IPC) A game changer in Malignant pleural effusion-Dr.Prince James. Video Assisted Thoracoscopic Surgery (VATS) for lung biopsys In the era of Trans Bronchial Cryo lung biopsies- Dr. Ajay Narasimhan. Thoracoscopy workshop: Medical thoracoscopy: Dr. Mohammed Munavvar & Dr. Sabarinath Ravichandar, Thoracic Ultrasound and guided

pleural aspiration: Dr.Richa Gupta. Indwelling Pleural Catheter: Dr.Prince James & Dr. Mohanakrishnan. USG guided closed pleural biopsy(Tru-cut needle): Dr.A.Suresh.



CME on Endotracheal Intubation and hands on workshop



Skills Lab in Collaboration with General Medicine & Anaesthesia organised a CME on Endotracheal Intubation and hands on workshop on 08. & 09. 11.2022. Topics & Speaker; Basic Airway Management-Dr. M. Sathyasuba, Dept of Anaesthesia. Basics of Oxygen Delivery-Dr. A. Karthick Ramalingam, Dept of General Medicine, Airway Injury During Intubation-Dr. R. Sumitha, Dept of ENT.



National New Born Week Celebration 2022

Department of Paediatrics & Medical Education Unit celebrated National Newborn Week 09 November 2022. Theme: Home Care of New-born In Urban Area. importance of newborn health as a key priority area and reiterates its commitment steered at the highest level.



CME on Steroid Therapy

Department of General Medicine & Medical Education Unit conducted a CME on Steroid Therapy. Topic: Reducing the of side effects and complications from Systemic Steroid therapy on 10.11.2022. Speaker - Dr.Mark WJ Strachan, BSc (Hons), MBCh(Hons), MD, FRCPE Consultant Endocrinologist, Metabolic Unit, Western, General Hospital, Edinburgh; Honorary Professor, University of Edinburgh, UK. Osteoporosis, adrenal suppression, hyperglycemia, dyslipidemia, cardiovascular disease, Cushing's syndrome, psychiatric disturbances and immunosuppression are among the more serious side effects noted with systemic corticosteroid therapy, particularly when used at high doses for prolonged periods.



BALSURGE 2022

Department of General Surgery & MEU has conducted a National Conference on Endocrine Disorders on 22. 11.2022. Topics: Benign Thyroid Disorders - Dr. P. Thangamani, Professor Dept. of General Surgery, MMC, RGGGH, Chennai. Topics: Safe Thyroid Surgery- Dr.Dhalapathy Sadacharan, Associate Professor, Dept of Endocrine Surgery, MMC. RGGGHI, Chennai. Topics: Neuroendocrine Tumor of Pancreas -Dr. S. Sunil, Professor Dept. of General Surgery Govt. Medical College, Kottayam, Kerala. Topics: Parathyroid Disorders-Dr. Sruthi Chandrasekhar, Internal Medicine, Endocrinology &



Diabetology. Consultant Endocrine & Diabetologist Dr. Rela Institute & Medical Centre, Chennai.



NAT-ASCON 22

Department of Microbiology & MEU has conducted a national conference and workshop. NAT-ASCON 22 to commemorate World antimicrobial awareness week 2022 on 23-11-2022 and 24-11-22. Hands on training was given to the participants on Advanced techniques in antimicrobial susceptibility during the



workshop held on 23-11-22. National conference NAT-ASCON 22 was held on 24-11-22. Speaker: Dr. Sameena Khan talked about antimicrobial stewardship and its importance. Speaker: Dr. W.V. Vandana gave a lecture on Blood stream infections. Speaker: Dr. R. Ramya, discussed about the antimicrobial resistance in the pediatric age group. Speaker: Dr. Imran Thariq Ajmal, gave a speech on Role of antibiotics in post-operative care. The audience were benefitted by the Workshop as well as the interactive and informative sessions of the National conference.

CME on Dont Wait To Lose Weight



Department of Physiology & Medical Education Unit conducted a CME on Dont Wait To Lose Weight on 26.11.2022. Dr. S. T. Venkateswaran, SND (OSM), MSC(Y&N), PGDY, PGDOWM, DNHE Head of the Department, PG. Dept. of Yoga,GYNMC & H, Chennai. Self-monitoring. Measuring your weight and what you eat – known as “self-monitoring” – is one of

the most effective strategies from the field of behavioral psychology for weight loss. It's also included in most weight management programs.

National Conference on National Osteoporosis Conclave

Department of Orthopaedics & MEU has conducted a National Conference on Osteoporosis Conclave on 26.11.2022. Arthritis and osteoporosis along with muscle sarcopenia affect the



locomotion of elderlies significantly. Timely investment in a phased manner can address the issue significantly. This can be best achieved by bringing together healthcare practitioners from the fields of neurology, orthopaedics and endocrinology, general physicians and physiotherapists with the objective of building synergies to effectively minimise the risk posed by progressive rheumatic and musculoskeletal diseases.

Inaugurates Free Master Health Checkup

Dr. S. Jagathrakshagan, Chairman and Dr. Srinisha, Chairperson, Sere Balaji Medical College & Hospital, issued the cards to the beneficiaries in a launch function. Dr. S. Jagathrakshagan inaugurates free master



health checkup for poor at Sree Balaji Medical College & Hospital. Making its master health checkup services more inclusive, Sree Balaji Medical College & Hospital (SBMCH), a premier medical education institution in the state, has launched a free Master Health Checkup Family Card for the general public from poor socio-economic backgrounds. The card holders and their family can avail annual master health checkup and consultations for free.



PAEDENDOCON 2022

Department of Paediatrics conducted a National conference PAEDENDOCON 2022 on 29th November, 2022. National speakers: Dr. I. Riyaz, Professor, Department of Paediatrics, Govt. Medical college, Thiruvananthapuram. Topic: Ambulatory management of type I Diabetes. Dr. Sruthi Chandrasekhar, Consultant, Dr Rela Institute & Medical Centre, Chrompet. Topic: Approach to a child with short stature. Dr. Lakshmi. S, Professor of Paediatrics, Institute of Child Health & Hospital for Children, Madras Medical College, Chennai. Topic: What is new in congenital and acquired thyroid disorders. Dr. Hemchand K Prasad, Consultant and HOD, Department of Paediatrics and Adolescent Endocrinology and Diabetes, Dr. Mehta's Children hospital, Chennai. Topic: Precocious puberty. The programme was attended by 138 delegates.



Revised Basic Course Workshop

Medical Education Unit conducted a Revised Basic Course Workshop on 28, 29, 30



November 20122. **DAY – 1:** The First session was on group dynamics, by Dr.G.Durga Devi. An ice breaking session was conducted to introduce the participants. A session on System approach and Adult Learning Principles was delivered by Dr.P.R Devaki. The IMG Goals, roles and competencies was dealt with Dr.P.Sasi Kumar

and Dr. P.Subhashini elaborated on Learning domains and Progression of learning.

Dr. M. R. Renuka Devi took the session on writing and developing objectives.

Afternoon workshop on framing objectives. Followed by Dr. I. Glory Josephine took a

session on introduction to Assessment. **DAY – 2:** Rapporteur's session was followed



by workshop on choosing teaching method

for objectives and competencies. This was

followed by interactive session on various

large group teaching methods and small

group teaching methods by Dr.J.Thanka

and Dr. Anbumozhi. Dr.P.Subhashini took

a session on Lesson plan. This was

followed by a workshop on how to write a Lesson plan. The day ended with the final

session on assessment planning quality

assurance, writing correct essay questions,

short answer and MCQ by Dr. Arul Amutha

Elizabeth. In addition to this how to develop

a lesson plan for Internal assessment and

formative assessment was dealt by

Dr.S.Sasikumar. **DAY – 3:** Rapporteur's



session was followed by the session on ATCOM module by Dr. Anbumozhi and

moderated a debate on ATCOM module by the groups. This was followed by a

workshop on matching assessment to competency, objective and learning. A session

on Effective clinical and practical skill was taken by Dr.P.Sasikumar. This was followed by demonstration of OSCE & OSPE practically in two stations.and worksop for the same was conducted. Post Lunch a session on Improving SDL through technology was dealt by Dr.P.R.Devaki. Following this there was a Role play about giving good & bad feedback, and the session on feedback was dealt by Dr.G.Durga Devi. The Final session was on Educational networking for growth taken by Dr. Stephen. The Programme ended with certificate distribution by Vice Principal, Dr.M.R.Renuka Devi and Observer from SRMC Dr.Pankaj B.Shah.

National Hybrid Conference

Department of General Medicine & MEU conducted a National Hybrid Conference on Interventional Cardiology on 7.12. 2022. Interventional cardiology is a non-surgical option



which uses a small, flexible tube called a catheter to repair damaged or weakened vessels, narrowed arteries, or other affected parts of the heart structure.

National conference on HIV

Department of DVL conducted a National conference on HIV on the occasion of World AIDS day on 9.12. 2022.



CME on Vaccinology



Department of Paediatrics conducted a CME on Vaccinology on theme of “A Little Pain for A Lot of Gain- Vaccinate Your Child” on 16.12.2022. For some children, vaccines are associated with the sting of the syringe. But most, like Celin, 10, also know what little pain they may experience is far outweighed by the protection provided against debilitating and sometimes fatal illnesses. Today, many once deadly diseases are prevented with routine vaccinations. Unfortunately, millions of children around the world still continue to get sick and even die from these diseases.



Hybrid National Conference on VERTIGO

Department of ENT conducted a National conference on HIV on 20.12. 2022. National Speakers: Prof. Dr. S. Rajasekaran, Professor and HOD of ENT, Chettinad Health City and



Research Institute. Dr. Anita Bhandari Neurotologist, Vertigo and Ear Clinic Director, NeuroEquilibrium Senior Consultant, Jain ENT Hospital, Jaipur, India. Dr. V.J. Vikram, Consultant Neurotologist, Faculty of ENT, Madras Medical College and RGGGH, Chennai.

PULMO PATH – 2022

Department of Pathology & MEU conducted an International conference on Lung Tumors & Workshop Rapid On-Site Evaluation (ROSE) on 28 & 29.12. 2022. Tunneling into Lung Tumor- Dr. Hema Pichamuthu, Consultant Pathologist - Queen Elizabeth University



Hospitals Glasgow – UK. Thoracic Cage Lesions - An Analysis Dr. S. PRIYA Consultant Pathologist - MGM Health Care. A Bone Marrow Pathology Outline for Pg's -Dr. SYED RABIA Consultant Pathologist - Kanchi Kamatchi child Trust Hospital. Histo pathology of soft tissue lesions inhabiting chest wall- Dr. A. KAVITHA, Consultant Pathologist - Dr. K. VALARMATHI, Professor, Stanley Medical College.

National Conference- DAWN

Department of OBG & MEU conducted a National conference on DAWN on 29.12. 2022. DAWN-2022. This conference will be packed with loads of useful information about D-diagnosis, A-anticipation, W-workup and N-necessity for prevention of postpartum



hemorrhage. National Speakers: Dr Indrani Lodh Founder & Director of Urvaraa IVF, Vice Chairman, IWN, CII, Kolkata, Dr Shanthi K Elango, Superintendent, HOD IN Govt,Rsrn Lying -In Hospital. Dr.T.Gomathi, Professor at Kilpauk Medical College, Hod at Tuticorin Medical College.

MoU'S

S. No	Description
1	Star Health and Allied Insurance Co-Ltd.,
2	Central Institute of Petrochemicals Engineering & Technology (CIPET)
3	Empirical Molecular Diagnostics, Nanganallur

New Appoinment's

S.No.	Name of the Faculty	Department	Designation
1.	Dr.R.S. Gayathri Priyadarshini	Pathology	Tutor
2.	Dr.S. Sirajul Aarifeen	Microbiology	Tutor
3.	Dr.P.N. Ruvanthika	Physiology	Assistant Professor
4.	Dr.Gayathri Priyadhrshini	Pathology	Tutor
5.	Dr. Sureka	Pathology	Associate Professor
6.	Dr. R. Aarthe	Anatomy	Tutor
7.	Dr. Pavithra Sivagopal	Physiology	Tutor
8.	Dr. K Koushik	Assistant Professor	Cardio Thoracic Surgery
9.	Dr. Arvinth.M.	Senior Resident	General Medicine
10.	Dr. Sivabalan E.	Professor	Psychiatry
11.	Dr. Kamalak Khannan	Assistant Professor	General Surgery
12.	Dr Nitharsha Prakash	Senior Resident	General Medicine
13.	Dr. Harsha Balaji	Senior Resident	Emergency Medicine
14.	Dr. Jhananey.S.	Senior Resident	General Medicine
15.	Dr. Charumathi Vikram	Senior Resident	Radio-Diagnosis
16.	Dr. N Selvaraj	CMO	Emergency Medicine
17.	Dr. Alexander Mecheri Antony	Senior Resident	Emergency Medicine

18.	Dr. Syed Azmathlla Abdul Khader	CMO	Casualty
19.	Dr. Chandrasekar.R.	CMO	Casualty
20.	Dr. Shreeja.K.B.	Asst. Prof	Neurology
21.	Dr. M Harish	Asst. Prof	Radio-Diagnosis
22.	Dr. S. Karthikeyan	Senior Resident	General Surgery
23.	Dr. Hemamalini.M.	Senior Resident	Dentistry
24.	Dr. A. Ezhilarasi	Prof. & HOD	Nephrology
25.	Dr.Monica.K.	Senior Resident	Paediatrics
26.	Dr. Imaya Ganesan	Assistant Professor	Ophthalmology
27.	Dr. Husna Fathima	Senior Resident	General Surgery
28.	Dr. Poornima.M.	Associate Professor	OBG

Promotion's

S.No.	Name of the Faculty	Department	Designation	Promoted as
1.	Dr. Natarajan Suresh	Pathology	Assoc. Prof.	Professor
2.	Dr. P. Sujitha	Community Medicine	Tutor	Assistant Professor
3.	Dr. Kavuru Nagasiri	Genreal Medicine	Junior Resident	Senior Resident
4.	Dr. B Abhilash Nair	Genreal Medicine	Junior Resident	Senior Resident
5.	Dr. Sumana Bhaskar	Genreal Medicine	Junior Resident	Senior Resident
6.	Dr. Ghanshyam Verma	Resp.Med.	Associate Professor	Prof. & HOD
7.	Dr. S.V. Sathyapriya	General Medicine	Senior Resident	Assistant Professor
8.	Dr. Gaurav.R.Dhoka	General Surgery	Senior Resident	Assistant Professor
9.	Dr. Nancy Elizbeth	Ophthalmology	Senior Resident	Assistant Professor
10.	Dr. Monika.K.	Paediatrics	Senior Resident	Assistant Professor

Focus

On

Department of Anatomy

I.....Learn...Anatomy not from books but from dissections, not from the tenets of Philosophers but from the fabric of nature

William Harvey

THE STORY OF THE DEPARTMENT OF ANATOMY AND THE CLOSELY-KNIT




FRATERNITY IN IT

ONCE UPON A TIME.....



Dr Kamalesh



Dr Rahim Ahmed



Dr Vathsala V



Dr Jacintha Antony

Part: 1

2003 to 2008 – The Inception

The Department of Anatomy is one of the Basic Science Departments of Sree Balaji Medical College and Hospital, established in the year 2003. In the beginning only MBBS course was handled with student intake of 100.


The earliest Department of Anatomy was under the Headship of Dr. Kamalesh – our first HOD, and a small team of faculty who meticulously set up the department.

BANC-06 STATE LEVEL CONFERENCE



The department of Anatomy has conducted many academic events. To mention a few, state level intercollegiate quiz and the BANC – 06 the Tamil Nadu state conference was conducted in Sree Balaji Medical college in 2006. We had the honour of the then health minister inaugurating and presiding over the event. This was the first ever conference in the campus. The department of Anatomy are pioneers when it comes to conferences.

Academic and Research activities 2003 - 2009



Programme	
9:00am	Registration
9:30am	Registration
10:00 - 12:00am	Prof. A. Subramaniam's Lecture on Research protocol
11:00 - 11:30 am	Talk: Introduction
11:30 - 12:30 pm	Prof. P. Rajagopal's Lecture on Embryology
12:30 - 1:00 pm	Lunch / Interaction
1:00 - 2:00 pm	Prof. Suresh Rajagopal, Lecture on Genetics
2:00 pm	Tea

Contact details

- Dr. N. Subhalekha 9444217668
Email: subhalekha.am@zoho.com
- Dr. W.M.S. Johnson 9841202965
Email: wmsjohnson@zoho.com

Facilitating centre of Departments of Anatomy, SIREH
Hemachandran Laboratory Qdtr by April-2009

SREE BALAJI MEDICAL COLLEGE AND HOSPITAL

DEPARTMENT OF ANATOMY

RESEARCH PROTOCOL	FUNDED PROJECTS
Prof. Dr. A. Krishnamoorti Prof Emeritus Dean, Annamalai University	Dr. P. Rajagopal PCBIMS Madras University

RESEARCH IN GENETICS

Dr. Suresh Rajagopal
Prof Of Anatomy
International medical school
Bangalore

Date: 22-11-2008 Saturday
Time: 9:00am to 4:00pm



TRIVIA: Dr W.M.S Johnson the present Dean, was then an Assistant Professor and better called 'The Balaji Ramanan' because whenever there was a forecast of inclement weather, faculty and students used to eagerly wait for Sir's sms as he used to liaison the rain holidays.

Part: 2

2009 to 2016 – Stability

From the academic year 2013 -2014, the student intake was raised to 150 students, and in the consecutive year the student strength increased to 250 per year. The challenges to be faced were anticipated to be multifold with the admission of 250 students, but thanks to the smart planning and adept execution of tasks by the faculty, we were able to handle the 250 students very efficiently. In 2009, Post graduate admissions was approved followed by this the first batch of PG students in Anatomy joined the department.

All India P.G. entrance Examinations



During this time between 2009 and 2016, the faculty and Postgraduate students configured the upgraded museum, lab and were also involved in research activities. Many workshops and conferences were conducted. The notable one was the Plastination workshop conducted in 2010.

SREE BALAJI MEDICAL COLLEGE AND HOSPITAL

Chrompet, Chennai - 44
Tamilnadu

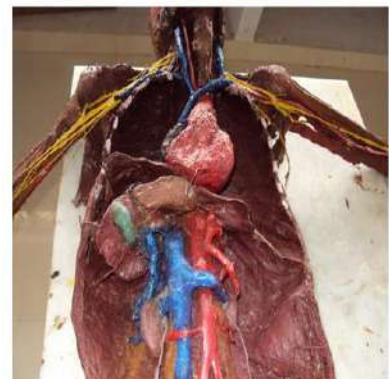


National work shop & Handson Training
(In wax coating of wets specimen)
2 separate batches of 100 each on

23rd & 24 th July 2010,
Time : 9.30 A.M. to 2.00 P.M.
Department of Anatomy



Plastination workshop



TRIVIA:

Anatomy was the first department, since the inception, to conduct an international conference and first granted patent was from Anatomy.

Part: 3

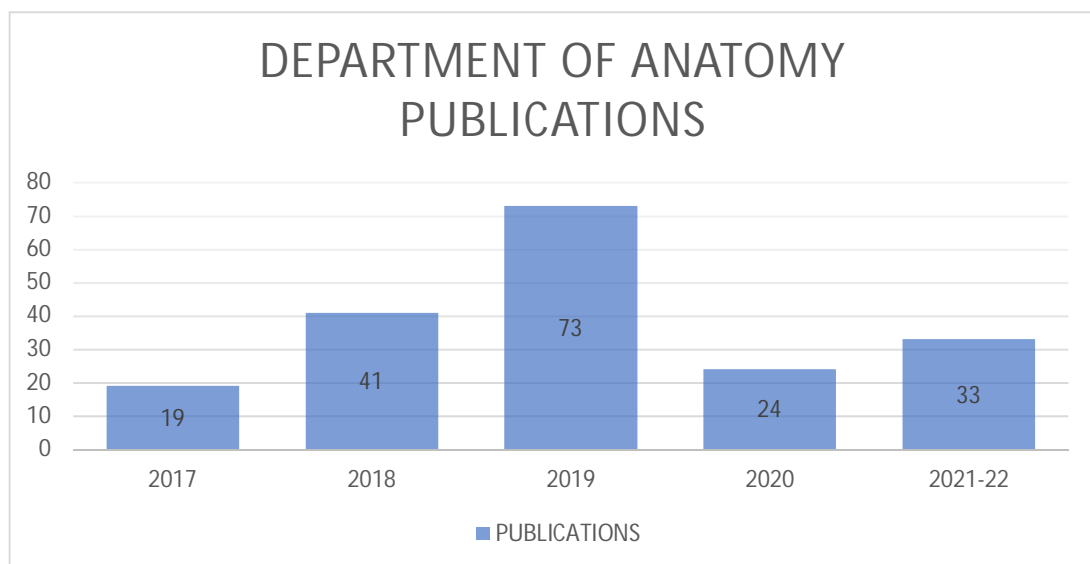
2017 till date – Progress

This period saw the joining of newer members to the family, retirement of the senior members and Dr W.M.S. Johnson becoming the Head of the department of Anatomy.

There was a huge surge in academic excellence. Four of the faculty members completed their PhD. Three new faculty members joined PhD.

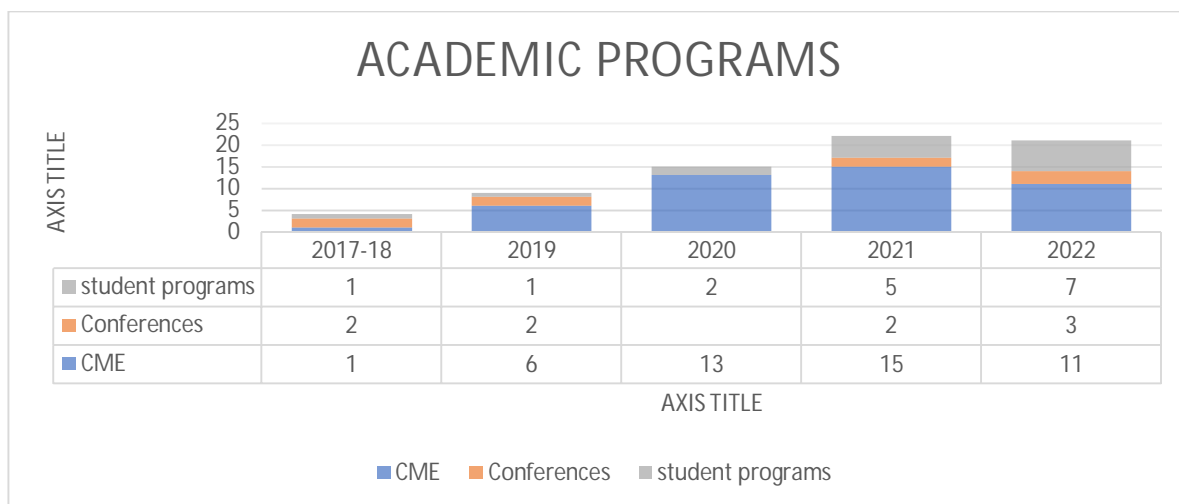
This was also the era of the COVID pandemic, the faculty had to brainstorm a way out, soon the department quickly transformed into an online cloud, classes were online, cadaveric dissections were recorded, histology slides and x rays were photographed and taught to the students. This led to a major transformation in the history of Anatomy teaching. Thanks to COVID-19 lockdowns, we had a self-directed faculty development program on incorporation of technology in teaching Anatomy.

The quest for research and publication also was high with 5 to 6 ongoing projects per year, patents getting granted and numerous research publications in national and international journals indexed in scopus, pubmed and web of science.



Academic Activities

This period also has remarkable growth spurt in academic field. Many CMEs, Conferences, workshops and student-centred academic programs were conducted.



The important conferences included the FICAA International conference which was done in collaboration with the Russian federation and the European hepatobiliary association. The Conference on recent trends on research and review, famously called the RRR conference had speakers from West Indies to talk on how to write a research article.



Student Activity Programs

The department of Anatomy conducts student activity programs every year to explore the talents of the students. The major student activity programs included Infocov-19, conducted online during the COVID pandemic. In 2021 we conducted the Young Anatomist fest, Elixer and Anatomy quiz in 2022. The student activity programs included student seminar, debate, anatomical drawing, role plays, elocution, essay writing, quiz etc. These

gave a break to the students' monotonous and hectic routine and helped them to drive back rejuvenated to the curriculum.



Faculty extracurricular activities: The department encourages faculty to participate in sports and cultural events in the college.

Infrastructure development: The infrastructure of the department developed phenomenally, with advent of smart board in demonstration rooms and histology labs, and procurement of advanced microscopes and cadaver storage and cutting equipment.

The faculty have published books and edited chapters. The most recent one being, Ross and Willson Applied Anatomy and Applied Physiology in health and illness' 1st south Asian edition.

List of Patent's		
Name of the Inventor	Title of the Invention	Published No/Granted
Dr.K.Prabhu, Associate Professor of Anatomy	Determination of Bone Mineral Density of Hip Region from Anthropometric and upper femoral Geometry using accessory attached to digital x-ray in post-menopausal woman	2438/CHE/2013; Granted on 27.01.2021

Dr.Ganesan Durga Devi, Associate Professor of Anatomy Dr.D.Sreelekha, Asst. Professor of Anatomy	ECO – Embalming	201941016233; Granted on 01.04.2021
Dr. Jinu merlin koshy, Asst.Professor of Anatomy Dr. Archana R, Asso.Professor of Anatomy Dr.Wms Johnson, Prof.& HOD of Anatomy Sobu Koshy Varkey, Dept.of Anatomy	Automated Fluid Filling System For Cadaver Storage Tank	202041005897; Granted on 13.08.2021
Dr.Krishnaveni Sharath, Asst.Prof.of Anatomy, Dr.Rahe Ramachandran,Asst.Prof.of Anatomy	Process of Preparing Anatomical Model And Products Thereof	202041011071; Published on 12.02.2021
Dr. G. Durga Devi, Asso. Professor of Anatomy Dr. Ganesan Murugaperumal M.D, Professor and HOD, Department of Anatomy, DR. Rahe R, Asso. Professor of Anatomy	Swach Cadaver Storage Tank Purifier	202141024626; Published on 25.06.2021
Dr. R. Archana, Associate Professor, Department of Anatomy Dr. WMS Johnson, Dean & Professor of Anatomy	Cooler Cadaver Storage Table	202141024488; Published on 25.06.2021

Dr.K.Prabhu, Professor of Anatomy	Associate	Process of Extraction of Neuro-Protective Function Exhibiting Active Biomolecule Eugenol From Saraswatharishtam and Product Thereof	202141048022; Granted on: 21/11/2022
Dr.K.Prabhu, Professor of Anatomy	Associate	Method of Separation of M - Cinnamic Acid from Salmali for Abnormal Uterine Bleeding	202241004975; Published on 04.02.2022
Dr.K.Prabhu, Professor of Anatomy	Associate	A Process of Extraction of Anti- Amnesic Activity Exhibiting Active Biomolecule Borneol from Manasamithravatakam and Product Thereof	202241004972Published on 04.02.2022
Dr.A. Mary Antony Praba, Associate Professor of Anatomy		A Novel Rapid Toluidine Blue Staining Procedure in Oral Exfoliation Cytology	202241004974; Published on 04.02.2022
Dr. Archana Rajasundaram, Associate Professor of Anatomy Dr.W.M.S Johnson, Dean & Professor of Anatomy		Cadaveric Fascia Forceps	202241004973; Published on 04.02.2022
Dr.R.Archana, Professor of Anatomy, Dr.WMS.Johnson, Professor & HOD of Anatomy	Associate	Battery Operated Stair Case Climbing Trolley	201841029502; Granted on 20.12.2022
Dr.R.Archana, Professor of Anatomy, Dr.WMS.Johnson, Professor of Anatomy,Dr.Krishanaveni Sharath	Associate	A Process For Histological Staining Using Indian Black Berry And Products Thereof	201841029500; Published on 23.08.2019

Dr.Ganesan Durga Devi, Asst.Professor of Anatomy, Dr.Rahe Ramachandran, Dept of Anatomy, Dr.R.Archana, Associate Professor of Anatomy, Dr.WMS.Johnson, Professor of Anatomy	Process Of Preparing Models With Vascular Markings Using Beetroot Extract And Products Thereof	201841029499; Published on 23.08.2019
Dr.Rahe Ramachandran, Assistant Professor of Anatomy Dr.S.Krishnaveni, Asst.Professor of Anatomy, Dr.R.Archana, Associate Professor of Anatomy, Dr.WMS.Johnson, Professor of Anatomy	Process Of Preparing Museum Models Using Araldite And Plaster Of Paris And Products Thereof	201841029498; Published on 23.08.2019
Dr.R.Archana, Associate Professor of Anatomy, Dr.WMS.Johnson, Professor & HOD of Anatomy Mr.Emmanuel Noel, Dept of Anatomy	Motorized Cadaver Storage Tank	201941013000; Granted on 31.12.2021
Dr.S. Jayakumari, Asso.Prof.of Anatomy Dr.K.Prabhu, Associate Professor of Anatomy Dr.Wms Johnson, Prof. and HOD of Anatomy	Smart Health Care Clinic	202041000928; Published on 12.02.2021

Presently, the Department of Anatomy of Sree Balaji Medical College has 3 Professors, 7 Associate Professors and 6 tutors.

The department of Anatomy is, as previously mentioned, a closely knit fraternity, each one excelling in their own field of interest, put together they are a perfect team in bringing out the best from the department and giving their utmost to the students.

Trivia

One-liners on the faculty – Try to find who is who? (Answers below)

1. *The faculty with the longest experience in Sree Balaji Medical college*
2. *Winning a debate is almost impossible with the upcoming politician*
3. *Peruketra Professor – Pulavar Maruthuvar*
4. *The super computer*
5. *The Tec savvy Anatomist*
6. *The epitome of discipline*
7. *One person, many avatars, just like her name*
8. *The chef, the baker, you would love to steal from her tiffin box*
9. *The Dynamic don*
10. *The next gen Anatomist*
11. *The creator of these one*

Answers:

1. Dr. K. Prabhu. 2. Dr Krishnaveni. 3. Dr M. Kavimani. 4. Dr Archana R, 5. Dr Mary Antony Prabha. 6. Dr. Jayakumari. S. 7. Dr. Durga Devi, 8. Dr Jinu Merlin Koshy. 9. Dr WMS Johnson. 10. Dr Evangeline Singh 11. Dr Rahe R

Focus

On

Smile Clinic

The Cleft & Craniofacial Centre

The Cleft & Craniofacial Centre of Sree Balaji Medical College and Hospital is offering specialized and comprehensive care for individuals with Cleft Lip/Palate since its inception in June 2022. With over 554 registered patients under the care of expert team (Plastic Surgeon, Oro-Maxillofacial surgeon, Prosthodontist, Orthodontists, Speech, and Language Pathologists, Paediatric and Neonatal Nutritionist, Specialized Feeding Nurse, and Project Coordinators) receiving quality care. The team consists of highly qualified Director (1) Professors (5), Associate Professors and Assistant Professors (3).

Modalities/Diseases Treated

Surgical: Cleft Lip & Palate, Craniofacial Anomalies, General Plastic Dental: Orthodontic Treatment (supported by Sree Balaji Dental College) for Individuals with Cleft lip & Palate, Paediatric Dentistry. **Speech & Language Therapy:** For Children and Adult Children with delayed speech and language, autism, hearing loss, stuttering, learning disability, voice problems, pronunciation errors, cerebral palsy, Feeding & Swallowing problems. Adults with Speech, Language & Swallowing Problems Post Stroke, Head & Neck Cancer, Voice Problems and Stuttering. **Nutrition:** Assessment of Babies born with cleft lip & palate. Nutrition Counselling for mother's during Pregnancy and Lactation. Educating the mothers on the importance of breastfeeding, importance of Hygiene and Sanitation and basic infant care. To emphasize the parents on Feeding position, duration, and the measures to be taken care of. To counsel the mothers to initiate age appropriate complementary feeding for babies after 6 months of age. **Feeding:** Giving feeding advice to parents. How to give milk and how put the position of head. Place the baby in an upright position to prevent the formula from flowing back to the nose area. Before feed the baby first needs to be burped more often because they take more air while the baby sleeping and feeding. Advice with the paladai and bottle and spoon like many of types to feed. follow up the parents every 15 days once about the feeding

and gaining weight.

Conferences Attended

The 14th International Congress of Cleft Lip, Palate and Related Craniofacial Anomalies (CLEFT 2022) was held from 11th – 15th July 2022 at the Edinburgh International Conference Centre, Edinburgh, United Kingdom (UK). Our Cleft & Craniofacial Centre was represented by Prof Syed Altaf Hussain (Surgery), Prof Badri Thiruvengkatachari (Orthodontics), Dr.



Charanya Vijayakumar (Surgery), Ms Swetha Sridhar (Speech & Language).

Presentations details:

Workshop on “Anterior Maxillary Distraction Osteogenesis (AMD) for the Cleft Midface Hypoplasia – Orthodontic and Surgical Considerations” presided by faculties Dr Syed Altaf



Hussain and Dr. Charanya Vijayakumar. Research project presentation on the “Anatomical basis of Cleft Palate Repair” by Dr Syed Altaf Hussain. Research paper presentation on “Reducing the burden of care for children with clefts: Evaluating the effectiveness of NasoAlveolar Moulding (NAM) in complete unilateral non-syndromic cleft patients (NAMUC study)- A study protocol by Dr Badri Thiruvengkatachari. Research paper presentation on “Molecular signaling pathways governing the fate of the medial edge epithelium of the cleft palate” by Dr Charanya Vijayakumar. Research paper presentation on

“Development and validation of facilitator’s training program for community cleft tele-speech therapy” by Ms Swetha Sridhar Dr. Subramaniyan B, presented virtually during the IV LATICFA CONGRESS 2022 on the topic “Beyond tertiary care Intervention for individuals with CLP: Model of service delivery to enable speech and hearing services in South India” on 06th October 2022.

Comprehensive Workshop on Cleft Care

The 5th International Comprehensive Cleft Care Workshop was conducted in Rio de Janeiro, Brazil from 11th October to 14th October 2022 and Our Cleft & Craniofacial Centre, was represented by Prof Syed Altaf Hussain (Surgery), Prof Badri Thiruvankatachari (Orthodontics), Dr. Charanya Vijayakumar (Surgery), Dr. Subramaniyan B (Speech & Language Pathology), Ms Swetha Sridhar (Speech & Language Pathology)

Presentations details

Research paper presentation on "Vomerine Suspension and its role in getting Consistent speech outcomes" by Dr. Syed Altaf Hussain. Presentation on “Skeletal surgery before skeletal maturity- Anterior Maxillary Distraction” by Dr. Syed Altaf Hussain. Research paper presentation on "The First



RCT of NAM-Long term: Perspective Multicentre (9) Randomized Clinical Trial of NAM (UCLP)” by Dr Badri Thiruvankatachari. Workshop on “Facial Nerve Block” by Dr. Charanya Vijayakumar. Dr. Syed Altaf Hussain, Professor and Head of department, Plastic surgery Sree Balaji Medical college and Hospital, was one of the faculty member and speaker for the Simulare Medical Cleft Palate Surgical Simulation Lab. Workshop on "Distraction Osteogenesis for the Cleft Midface Hypoplasia” presided by faculties Dr Syed Altaf Hussain, Dr. Badri Thiruvankatachari and Dr. Charanya Vijayakumar.

Webinars/Workshops attended

Dr. Charanya Vijayakumar, Associate Professor at Sree Balaji Medical College & Hospital and Ms. Deepalakshmi Sriram, Pediatric and Neonatal Nutritionist from our centre, attended an CME on "Critical care Nutrition - case based discussion" on 30th July 2022 at Rela Institute. Ms. Deepalakshmi Sriram, Pediatric and Neonatal Nutritionist from our centre, attended a webinar virtually which was organized by Harvard T.H Chan School of Public Health on the topic "The First 1000 days of lives in India: Evidence and Recommendations" on October 14th, 2022. Ms. Swetha Sridhar, Speech & Language Pathologist from our Centre attended "Digitalising Comprehensive Cleft Care" webinar organized by fdi Oral health Campus on 25th October 2022. Ms. Swetha Sridhar, Speech and Language Pathologist from our Centre, completed 3 day online certification workshop and got certified to provide Hanen's It takes two to talk program for parents of children with language delay

Activities: World smile day (7th October 2022)

On the occasion of World Smile Day, The Cleft & Craniofacial Centre organized a fun activity for the children and the team made few videos and shared their message on to help children with cleft to live a life filled with smiles and it was featured in the Instagram feed of Smile train India.



Webinars Presented

Ms. Deepalakshmi Sriram, delivered a webinar organized by Prince Sri Venkateshwara Arts and Science college on 02.08.2022 on the topic " Innovation to create a healthy and sustainable food system". Ms. Deepalakshmi Sriram, gave a talk virtually on the topic "Simple Practical tips to make your diet and lifestyle healthier" for Pharmacists" on 24th September 2022 (Tirunelveli - virtually) on the occasion of world pharmacist day.

Children's day (14th November 2022)

On the occasion of children's day, The Cleft & Craniofacial centre organized singing, dancing, games and drawing competitions with over 40 children and their families participating. A short seminar was also conducted focusing on empowering children and their parents on the importance of nutrition, feeding and dental hygiene with the theme being " Health and Nutrition for mothers and children with cleft lip and palate"



Research Grants

Sree Balaji Dental College and Hospital Cleft and Craniofacial department headed by Dr. Badri Thiruvengatachari has been awarded a research grant of 4.68 Crores to improve the quality of life and reduce the treatment burden for patients with cleft lip and palate. This is the largest grant to be awarded to any dental institution in the country. The grant comes from Department of Biotechnology, India and Wellcome Trust, UK (India Alliance) to look into the effectiveness of a nasoalveolar moulding (NAM) treatment for babies born with cleft lip and palate.

Patent's Granted & Published



PATENT



INVENTION TITLE : PROCESS OF EXTRACTION OF NEURO PROTECTIVE FUNCTION EXHIBITING ACTIVE BIOMOLECULE EUGENOL FROM SARASWATHARISHTAM AND PRODUCT THEREOF

Patent Filed No. 202141048022; Dt. 21/10/2021
Publication on (U/S 11A): 29.10.2021
Granted on: 21/11/2022



Dr. K. Prabhu




बि.सं. / SL No. : 044100022



INTELLECTUAL PROPERTY INDIA
INTELLECTUAL PROPERTY RIGHTS

**भारत सरकार
GOVERNMENT OF INDIA**
**पेटेंट विभाग
THE PATENT OFFICE**
**पेटेंट प्रमाणित
PATENT CERTIFICATE**
(Under 11A of The Patents Act, 1970)

बि.सं. / Patent No.	411977
अर्जन सं. / Application No.	202141048022
बि.सं. प्रकाशित की तिथि / Date of Filing	21/10/2021
पेटेंट / Patentee	SREE BALAJI MEDICAL COLLEGE & HOSPITAL

इस प्रकार प्रमाणित किया जाता है कि पेटेंट प्रमाणित की गई है कि आवेदनकर्ता ने आवेदन पत्र में उल्लेखित PROCESS OF EXTRACTION OF NEURO-PROTECTIVE FUNCTION EXHIBITING ACTIVE BIOMOLECULE EUGENOL FROM SARASWATHARISHTAM AND PRODUCT THEREOF नामक आविष्कार को आवेदन तिथि 2021 के दिनांक 21 अक्टूबर 2021 से प्रमाणित किया गया है।

It is hereby certified that a patent has been granted to the patentee for an invention entitled PROCESS OF EXTRACTION OF NEURO-PROTECTIVE FUNCTION EXHIBITING ACTIVE BIOMOLECULE EUGENOL FROM SARASWATHARISHTAM AND PRODUCT THEREOF as disclosed in the above mentioned application for the term of 20 years from the 21st day of October 2021 in accordance with the provisions of the Patents Act, 1970.



INTELLECTUAL PROPERTY INDIA

DESIGNS | TRADE MARKS | GEOGRAPHICAL INDICATIONS

बि.सं. / बि.सं. / Date of Grant: 21/11/2022

(Signature)
Controller of Patent

Note - The date for removal of this patent, if it is to be maintained will be 21st day of October 2022 and on the same day in every year thereafter.



PATENT



INVENTION TITLE : A SYNERGISTIC FORMULATION FOR PEPTIC ULCER

Patent Filed No. 201741028229; Dt. 08.08.2017
Publication on (U/S 11A): 01.09.2017
Granted on: 30/11/2022



Dr. G. Bupesh




बि.सं. / SL No. : 044100022



INTELLECTUAL PROPERTY INDIA
INTELLECTUAL PROPERTY RIGHTS

**भारत सरकार
GOVERNMENT OF INDIA**
**पेटेंट विभाग
THE PATENT OFFICE**
**पेटेंट प्रमाणित
PATENT CERTIFICATE**
(Under 11A of The Patents Act, 1970)

बि.सं. / Patent No.	412976
अर्जन सं. / Application No.	201741028229
बि.सं. प्रकाशित की तिथि / Date of Filing	08/08/2017
पेटेंट / Patentee	SREE BALAJI MEDICAL COLLEGE & HOSPITAL, BIHER BHARATH UNIVERSITY

इस प्रकार प्रमाणित किया जाता है कि पेटेंट प्रमाणित की गई है कि आवेदनकर्ता ने आवेदन पत्र में उल्लेखित A SYNERGISTIC FORMULATION FOR PEPTIC ULCER नामक आविष्कार को आवेदन तिथि 2017 के दिनांक 8 अगस्त 2017 से प्रमाणित किया गया है।

It is hereby certified that a patent has been granted to the patentee for an invention entitled A SYNERGISTIC FORMULATION FOR PEPTIC ULCER as disclosed in the above mentioned application for the term of 20 years from the 08th day of August 2017 in accordance with the provisions of the Patents Act, 1970.



INTELLECTUAL PROPERTY INDIA

DESIGNS | TRADE MARKS | GEOGRAPHICAL INDICATIONS

बि.सं. / बि.सं. / Date of Grant: 30/11/2022

(Signature)
Controller of Patent

Note - The date for removal of this patent, if it is to be maintained will be 08th day of August 2017 and on the same day in every year thereafter.



PATENT



INVENTION TITLE : BATTERY OPERATED STAIR CASE CLIMBING TROLLEY

Patent Filed No. 201841029502 ; Dt. 06.08.2018
Publication on (U/S 11A): 23-08-2019
Granted on: 20/12/2022



Dr. R. Archana




बि.सं. / SL No. : 044100022



INTELLECTUAL PROPERTY INDIA
INTELLECTUAL PROPERTY RIGHTS

**भारत सरकार
GOVERNMENT OF INDIA**
**पेटेंट विभाग
THE PATENT OFFICE**
**पेटेंट प्रमाणित
PATENT CERTIFICATE**
(Under 11A of The Patents Act, 1970)

बि.सं. / Patent No.	414062
अर्जन सं. / Application No.	201841029502
बि.सं. प्रकाशित की तिथि / Date of Filing	06/08/2018
पेटेंट / Patentee	SREE BALAJI MEDICAL COLLEGE & HOSPITAL BHARATH INSTITUTE OF HIGHER EDUCATION & RESEARCH

इस प्रकार प्रमाणित किया जाता है कि पेटेंट प्रमाणित की गई है कि आवेदनकर्ता ने आवेदन पत्र में उल्लेखित BATTERY OPERATED STAIR CASE CLIMBING TROLLEY नामक आविष्कार को आवेदन तिथि 2018 के दिनांक 6 अगस्त 2018 से प्रमाणित किया गया है।

It is hereby certified that a patent has been granted to the patentee for an invention entitled BATTERY OPERATED STAIR CASE CLIMBING TROLLEY as disclosed in the above mentioned application for the term of 20 years from the 06th day of August 2018 in accordance with the provisions of the Patents Act, 1970.




INTELLECTUAL PROPERTY INDIA

DESIGNS | TRADE MARKS | GEOGRAPHICAL INDICATIONS


बि.सं. / बि.सं. / Date of Grant: 20/12/2022

(Signature)
Controller of Patent

Note - The date for removal of this patent, if it is to be maintained will be 06th day of August 2018 and on the same day in every year thereafter.



PATENT



Invention Title : RAPID, SIMPLE, COST INEFFECTIVE, HAZARDOUS FREE ORANGE COLOUR POWDER AS AN ALTERNATIVE STAINING MATERIAL IN DETERMINING URINARY SEDIMENTS

Patent Filed No. 202241055644
Dt. 28/09/2022
Published On (U/S 11A): 07/10/2022

Filed Under
**Controller General of Patents,
 Designs and Trade mark**

Inventor





Dr. PREETHI
 Assistant Professor
 Department of Pathology
SRMCH

SREE BALAJI MEDICAL COLLEGE AND HOSPITAL
 Chromepet, Chennai- 600044.
 Tamil Nadu, India.
Bharath Institute of Higher Education & Research -BIHER
(BHARATH UNIVERSITY)

PATENT

Invention Title : A NOVEL PROCESS FOR MAKING pH ADAPTIVE NANOCARRIER IN ORAL BIOFILM APPLICATION

Patent Filed No. 202241055645
Dt. 28/09/2022
Published On (U/S 11A): 14/10/2022

Filed Under
Controller General of Patents,
Designs and Trade mark

Inventor





Dr. PALANIYANDI VELUSAMY
Professor
Research and Development Wing, SBMCH

SREE BALAJI MEDICAL COLLEGE AND HOSPITAL
Chromepet, Chennai- 600044.
Tamil Nadu, India.
Bharath Institute of Higher Education & Research -BIHER
(BHARATH UNIVERSITY)

PATENT


Invention Title : SMART FACE MASK FOR PREVENTION OF VIRAL DISEASES TRANSMISSION AND A PROCESS OF PREPARATION THEREOF

Patent Filed No. 202241055646
Dt. 28/09/2022
Published On (U/S 11A): 14/10/2022

Filed Under
Controller General of Patents,
Designs and Trade mark

Inventor



Dr. PALANIYANDI VELUSAMY
Professor
Research and Development Wing, SBMCH

SREE BALAJI MEDICAL COLLEGE AND HOSPITAL
Chromepet, Chennai- 600044.
Tamil Nadu, India.
Bharath Institute of Higher Education & Research -BIHER
(BHARATH UNIVERSITY)

PATENT

Invention Title : SYNERGISTIC FORMULATION FOR PREVENTING, ANTIBIOTIC RESISTANCE EFFECT OF SERRATIA MARCESCENS

Patent Filed No. 202241057508
Dt. 07/10/2022
Published On (U/S 11A): 14/10/2022




Filed Under
Controller General of Patents,
Designs and Trade mark

Inventors




Dr. D. PRABHU
Assistant Professor
Research and Development
Wing, SBMCH



Dr. S. RAJAMANIKANDAN
Assistant Professor
Research and Development
Wing, SBMCH

SREE BALAJI MEDICAL COLLEGE AND HOSPITAL
Chromepet, Chennai- 600044.
Tamil Nadu, India.
Bharath Institute of Higher Education & Research -BIHER
(BHARATH UNIVERSITY)

PATENT


Invention Title : A METHOD OF EXTRACTION OF AN ANTI-OBESITY ACTIVITY EXHIBITING COMPOUND FROM SEEDS OF RHYNCHOSIA RUFESCENS

Patent Filed No. 202241061583
Dt. 28/10/2022
Published On (U/S 11A): 04/11/2022

Filed Under
Controller General of Patents,
Designs and Trade mark

Inventor



Dr. RATHNAM RAJA
Professor
Research and Development Wing
SBMCH

SREE BALAJI MEDICAL COLLEGE AND HOSPITAL
Chromepet, Chennai- 600044.
Tamil Nadu, India.
Bharath Institute of Higher Education & Research -BIHER
(BHARATH UNIVERSITY)

Awards & Achievements

Dr.WMS. Johnson, Dean & Professor of Anatomy Received Distinguished



Anatomist Award - 69th Annual Conference of Anatomical Society of India held at Gadag Karnataka.

Dr Ramya Ravichandran, Associate Professor of Pharmacology Received



TIMACON 2022 Award Indian Medical Association of Tamilnadu

Dr. Krishnaveni, Associate Professor Professor of Anatomy Received Best



Research Paper Award- 69th Annual Conference of Anatomical Society of India held at Gadag Karnataka.

Dr.V.M.Anantha Eashwar, Asst. Professor of Community Medicine,



Received Best Research Poster Award, AMRITACON International Conference at Kochi.



Kavipriya Senthil kumar Nadar & Madhumitha K, MBBS student, University Topper Award-Sri Lakshmi Narayana Institute of Medical Science, Puducherry.



Dr. Bagayasree, Post Graduate of Orthopaedic, 1st prize in PG quiz competition-Madras orthopaedic society.



Dr.Guru Prasad &Dr.Kambala Prasanna Kumar, Post Graduate of



Dr.Kambala Prasanna Kumar, Post Graduate of General surgery Received Best Poster Award-82ndAnnual Conference ASICON 2022



General surgery Received Best Poster Award- AIMST University

List of Publications

Name of The Author	Title Of The Article	Name of The Journal
Sukanya.G, Sivaramakrishnan.S, Vignesh NR, Ojas Dipak Kulkarni	Trichoscopic Overlap of Trichotillomania Superseding Alopecia Areata: A Report of Two Cases	Journal of Clinical and Diagnostic Research
Namasivaya navin, S Prabakaran, S Rajasekaran, Parijatham	Traumatic Bull Gore Injuries to Oropharynx- A Case Report	Journal of Clinical and Diagnostic Research.
Santhaseelan RG	Scar Endometriosis - A Case Report And A Brief Review	Aesthetic Medicine
Kailash A, Verma G, Amarnath R, Kalmodia S, Reddy M, Ravichandran A	Nitrogen Pneumonitis - A Case Of Chemical Pneumonitis With Complications Caused By Inhalation Of Nitrogen Gas	Medical Science
Dr.Parthiban	A Rare Case Report Of Stomach Plasma Cell Granuloma In A Adult	Iranian Journal Of War And Public Health
Sukanya.G, Roja Renuka Sane, Vignesh Nambi Ravi, Sanket Sanjay Nehete	Unilateral Nevoid Telangiectasia - An Overlooked Entity	Indian Journal Of Dermatology
Kulkarni OD, Sangaiah S, Ravi VN, Krishnaswamy M	A Nodular GLUT1 Positive Verrucous Haemangioma Arising Over An Acral Pseudolymphomatous Angiokeratoma Of Children (APACHE): A Diagnosis Of Rarity	Indian Journal Of Dermatology
Sharanya Krishnakumar, Lakshmi Krishnasamy, Vinod Krishna gopal,	Antimicrobial Sensitivity Testing Of Levonadifloxacin – A Novel Benzoquinolizine Drug Against MRSA Isolates In A Tertiary Care Hospital	JMPAS
Krishnasamy L, Venkatraman I, Rengarajan S.	Acinetobacter Lwoffii Brain Abscess In A Post-COVID-19 Patient	Journal Of Neurosciences In Rural Practice
Prabhu	The Gas Chromatography Mass Spectroscopic Study Of One Unani Drug, “Apk Abraisham”	JRMDS

Prabhu	The Gas Chromatography Analysis Of One Unani Drug, “Khustha Hajrul Yahoood”	JRMDS
Prabhu	The Gas Chromatography Mass Spectroscopy Analysis Of One Unani Drug, “Majoon Falasifa”	JRMDS
Prabhu	The Gas Chromatography Mass Spectroscopy Analysis Of One Unani Drug, “Roghan Surkh”	JRMDS
Prabhu	The Gas Chromatography Mass Spectroscopy Analysis Of One Unani Drug, “Majoon Dabeedulward”	JRMDS
Sanjana V, Tanuja Lella*, Arul Amutha Elizabeth, Roshni AS, Brigida S, Vishnupriya G	Comparative Study Of Costus Igneus And Metformin In In-Vitro Inhibitory Activity Of A-Amylase And A-Glucosidase Activity	JRMDS
Esther K. Y. Hui, Jason C. S. Yam, Farhana Rahman, Chi Pui Pang, Govindasamy Kumaramanickavel.	Ophthalmic Genetic Counselling: Emerging Trends In Practice Perspectives In Asia	Journal Of Community Genetics
Arvinth S, Vindhiya K and Gaddam Aneesh Kumar Reddy	Paediatric facial malformation	International journal of life science & pharma research
Shanthi Ramesh, Somasekar R and Sundari S.	Human Papillomavirus (Hpv) Vaccination of The Girl Child: An Intervention For Primary Prevention Of Cervical Cancer In India	International Journal Of Life Science And Pharma Research
Azeem,.Marylilly. S,Kaushika,Tanisha Ethamakula	A Rare And Unusual Renal Tumour A Case Report	Indian Journal Of Forensic Medicine And Pathology
Rammuanpuii Paihte, Timsi Jain, Sharmila.J, Rajagopalan Vijayaraghavan.	Effectiveness Of Foot Care Practice Tool On Diabetes Control Among Diabetic Patients With Risk For Foot Ulcers In South India	Journal Of Pharmaceutical Negative Results
Chitra.V, K.Bharathiraja,	Hospital management system	Neuroquantology

Raghul S, Swetha NB, Stephen T, Anantha Eashwar VM.	Effect Of COVID-19 Pandemic On Career Choice Among Medical Postgraduate Aspirants In Chennai: A Cross-Sectional Study	Journal Of Clinical And Diagnostic Research
Archana Rajasundaram, Durga Devi G, Jinu Merlin Koshy, WMS Johnson	Continuous Performance Test To Assess Gender Difference In Attention In Late Adolescent Subjects	Journal Of Research In Medical And Dental Science
Sathya Priya,V Padma,Rahul,Shiny Thomson,Kannan Meera Devi	A Case Report Of Binswanger's Disease	Journal Of Pharmaceutical Negative Results
Geo Danny	Wickham Striae- A Characteristic Dermoscopy Finding In Lichen Planus	Journal Of Clinical And Diagnostic Research
Tabinda H, Kavitha G, Praba A M A, Venkatramaniah C.	In-Silico Study Of Functionality And Co-Relation Of Capsaicin With TRPV1 In Breast Cancer Cells	Journal Of Pharmaceutical Negative Results
Vinai Theerthaan Meenakshi Sundaram	Letter to the editor regarding "comparison of ultrasound-guided caudal epidural blocks and spinal anesthesia for anorectal surgery: a randomized control trial"	Pain and therapy
Renuka Devi MR, Swathy Asokan, S Mahila, Devaki PR	Impairment Of Cognitive Function In Obese School Going Children Representing South Indian Population-A Correlative Population Based Study	JRMDS
Aishwarya J Ramalingam, Sameena Khan, Manonmoney J and Archana R.	Unlocking The Human Urobiome: Impact On Health And Disease- A Review	International Journal Of Life Science And Pharma Research
Pragadeesh	An Arcane Presentation Of Pustular Psoriasis In Pregnancy: Case Report	Pan African Medical Journal
Priya Margaret A	Re-Lactation Or Adoptive Nursing	Sri Lanka Journal Of Child Health

Venkat Praveen	Outcome Of Paediatric Neck Of Femur Fractures Treated By Internal Fixation – A Retrospective Case Series	Journal Of Pharmaceutical Negative Results
Sethuraman, Raghuraman M.	Regional Anesthesia Techniques For Surgical Anesthesia In Breast Cancer Procedures	Canadian Journal Of Anesthesia-Journal Canadien D Anesthesie
Ravichandran, Sathish Raam; Venkatachalam, Chitra Devi; Sengottian, Mothil; Sekar, Sarath; Ramasamy, Bhavya Shri Subramaniam; Narayanan, Mathiyazhagan; Gopalakrishnan, Abilash Valsala; Kandasamy, Sabariswaran; Raja, Rathinam	A Review On Fabrication, Characterization Of Membrane And The Influence Of Various Parameters On Contaminant Separation Process	Chemosphere
Venkatachalam, Priya; Saikumar, Chitralkha; Raveendran, Praveena	Isolation Of Streptococcus Thoraltensis In A Case Of Necrotizing Fasciitis	International Journal Of Life Science And Pharma Research
Pavithra, M.; Thanka, J.; Manikandan	Lymphocytic Mastopathy - Entity With Diagnostic Dilemma: A Case Report	International Journal Of Life Science And Pharma Research
Yanamadala, Rowhit; Lakshmipathy, Koushik; Arafat, Mohammad Jinnah Yasar; Aravind, As Raj	Synchronous Tumours: A Combination Of Carcinoid And Adenocarcinoma	Journal Of Clinical And Diagnostic Research
Poonkodi, B.; Lakshmi, M. Suguna; Tamilselvi, A.; Jones, C. Sumathi; Deepa, K.; Pattabi, Sasikumar; Bakrudeen, H. Bava; Prabhu, K.; Kim, Sung Chul; Ranjith, M. S.	Bio-Nanocomposite Films Loaded With Lemon Leaf Extract For Bio Packaging Application	Journal Of King Saud University Science
Indiran, Venkatraman; Jagannathan, Kokilavani	Colonic Diverticulitis On Sonography: Dome Sign	Abdominal Radiology
Sivakumar, Vadivalagianambi; Indiran, Venkatraman	Congenital Sternoclavicular Sinus	Indian Journal Of Pediatrics
Umopathy, Vidhya Rekha; Natarajan, Prabhu Manickam; Sumathijones, C.; Swamikannu, Bhuminathan; Johnson, W. M. S.; Alagarsamy, V.; Milon, Ashequr Rahman	Current Trends And Future Perspectives On Dental Nanomaterials - An Overview Of Nanotechnology Strategies In Dentistry	Journal Of King Saud University Science